




Catering Equipment, Inc.



**Your Leading Source For
Restaurant & Hospitality Products**



**We Deliver!
Local Delivery**

48 Meadow Ave. #2, Rockdale, IL 60436
Phone : (815) 725-1226 Fax : (815) 725-1228



Atosa Authorized Dealer



Atosa is a name commonly found in countries who speak Farsi, meaning beautiful body. And just like our name, Our Refrigeration, Gas equipment and Smallwares are a perfect blend of eye-pleasing aesthetics with functionality and style. It will make your kitchen stand out above the rest. Our mission at Atosa is to help you visualize, create and maintain a beautiful yet efficient commercial kitchen. Yindu Kitchen, the parent company of Atosa launched a successful IPO in Shanghai 2018 (SHA: 603277)



48 Meadow Ave. #2, Rockdale, IL 60436

Phone : (815) 725-1226 Fax : (815) 725-1228

Our company goal is to provide to you :

- Prompt, courteous customer service
- Reliable order fulfillment and delivery
 - High quality, tested products
 - Low competitive pricing
- Added value through local community involvement

WE WILL NOT REST, UNTIL OUR CUSTOMERS ARE

100%
Satisfied

At Smart Kitchen Service

our staff is dedicated to providing our customers with services and products exceeding their expectations. At Smart Kitchen Service, we pride ourselves on delivering superior customer service by providing a steady communication between our service agents and our customers. Our unique ability to provide customers with same day customers service, gives us an edge over our competition. At Smart Kitchen Service every one of our customers is assigned to a specific customer service representative, who directly oversees every service call and its progress from start to finish. The direct involvement of our customer service team allows Smart Kitchen Service to remain flexible and tailor our service to suit the needs of our customers. When you need a solution our customer service representatives are there to help you find it.





Top Mount Series • Bottom Mount Series • Glass Door • Under Counter • Chest Freezers
 Pizza Prep Tables • Sandwich Prep Tables • Back Bar Equipment • Ice Machines



Features:

- Stainless Steel exterior and interior
- Dixell electronic temperature control
- Heavy duty Embraco compressor
- Self-closing and stay open doors
- Energy efficient refrigeration system
- Recessed door handles
- Door locks standard
- Magnetic door gaskets
- Pre-Installed castors (2.5 in castors avail)
- Pre-Installed shelves
- S/S Pans included (sandwich prep tables)



**Bottom Mount Refrigerators
 MBF8508**



**Bottom Mount 2 Door Lighted Sliding Glass Refrigerator
 (MCF8709)**



**Top Mount Reach-ins
 (MBF8001)**



**Sandwich Preps
 (MSF8304)**



**Pizza Prep
 (MPF8202)**



**Undercounter Refrigerators
 (MGF8402)**



**Glass Arc Lid Chest Freezer
 (MWF-9112)**



**Chef Base
 (MGF8453)**



**Back Bar Cooler
 (MBB69)**



**Ice-Makers
 (YR800-AP-161)**



**Solid Top Chest Freezers
 (MWF-9016)**



**Keg Coolers
 (MKC58)**



**Bar Coolers
 (MBC80)**



**Back Bar Coolers
 (MBB59-G)**

Other models from each series are available. Please see Autoquotes or our website for a the full spectrum of products: www.atosausa.com

REFRIGERATION

Reach-Ins

- Stainless steel exterior & interior
- Environmentally friendly R290 refrigerant
- Dixell digital controller
- LED interior light(s)
- Recessed door handle(s)
- Door lock(s) standard
- Magnetic door gasket(s)
- Pre-installed casters and shelves



Top Mount Refrigerators

Models	Doors	Cu.Ft.	Shelves	Dimensions	Casters	Gross Weight	HP	Refrigerant
MBF8004GR	1	21.4	3	28 ^{7/10} × 31 ^{7/10} × 81 ^{3/10}	4"	254	1/7	R290
MBF8005GR	2	43.2	6	51 ^{7/10} × 31 ^{7/10} × 81 ^{3/10}	4"	390	1/5	R290
MBF8006GR	3	64.9	9	77 ^{4/5} × 31 ^{7/10} × 81 ^{3/10}	4"	551	1/4	R290

Top Mount Freezers

Models	Doors	Cu.Ft.	Shelves	Dimensions	Casters	Gross Weight	HP	Refrigerant
MBF8001GR	1	21.4	3	28 ^{7/10} × 31 ^{7/10} × 81 ^{3/10}	4"	269	1/2	R290
MBF8002GR	2	43.2	6	51 ^{7/10} × 31 ^{7/10} × 81 ^{3/10}	4"	403	3/4	R290
MBF8003GR	3	64.9	9	77 ^{4/5} × 31 ^{7/10} × 81 ^{3/10}	4"	569	1	R290



Top Mount 1/2 Door Refrigerators

Models	Doors	Cu.Ft.	Shelves	Dimensions	Casters	Gross Weight	HP	Refrigerant
MBF8010GR	2	21.4	3	28 ^{7/10} × 31 ^{7/10} × 81 ^{3/10}	4"	271	1/7	R290
MBF8010GRL								

Top Mount 1/2 Door Freezers

Models	Doors	Cu.Ft.	Shelves	Dimensions	Casters	Gross Weight	HP	Refrigerant
MBF8007GR	2	21.4	3	28 ^{7/10} × 31 ^{7/10} × 81 ^{3/10}	4"	287	1/2	R290
MBF8007GRL								



Bottom Mount Refrigerators

Models	Doors	Cu.Ft.	Shelves	Dimensions	Casters	Gross Weight	HP	Refrigerant
MBF8505GR	1	19.1	3	27 × 31 ^{7/10} × 83 ^{1/10}	4"	282	1/7	R290
MBF8507GR	2	43.8	6	54 ^{2/5} × 31 ^{7/10} × 83 ^{1/10}	4"	452	1/5	R290
MBF8508GR	3	68	9	81 ^{9/10} × 31 ^{7/10} × 83 ^{1/10}	4"	615	1/4	R290

Bottom Mount Freezers

Models	Doors	Cu.Ft.	Shelves	Dimensions	Casters	Gross Weight	HP	Refrigerant
MBF8501GR	1	19.1	3	27 × 31 ^{7/10} × 83 ^{1/10}	4"	298	1/2	R290
MBF8503GR	2	44.8	6	54 ^{2/5} × 31 ^{7/10} × 83 ^{1/10}	4"	465	3/4	R290
MBF8504GR	3	68	9	81 ^{9/10} × 31 ^{7/10} × 83 ^{1/10}	4"	628	1	R290

REFRIGERATION

Glassdoors Reach-Ins

- Stainless steel exterior & interior
- Environmentally friendly R290 refrigerant
- Dixell digital controller
- Double pane glass door
- Recessed door handle(s)
- Door lock(s) standard (except MCF8709GR)
- Magnetic door gasket(s)
- Pre-installed casters and shelves



Glass Door Refrigerators

Models	Doors	Cu.Ft.	Shelves	Dimensions	Casters	Gross Weight	HP	Refrigerant
MCF8705GR	1	19.1	4	27×31 ^{7/10} ×83 ^{1/10}	4"	326	1/7	R290
MCF8707GR	2	44.8	8	54 ^{2/5} ×31 ^{7/10} ×83 ^{1/10}	4"	540	1/5	R290
MCF8709GR	2	44.9	8	54 ^{2/5} ×29 ^{7/10} ×81 ^{1/5}	2"	511	1/4	R290

Glass Door Freezers

Models	Doors	Cu.Ft.	Shelves	Dimensions	Casters	Gross Weight	HP	Refrigerant
MCF8701GR	1	19.1	4	27×31 ^{7/10} ×83 ^{1/10}	4"	342	1/2	R290
MCF8703GR	2	44.8	8	54 ^{2/5} ×31 ^{7/10} ×83 ^{1/10}	4"	553	3/4	R290

Countertop Glasdoors Merchandisers

- Black exterior & white interior
- Environmentally friendly R600a refrigerant
- Mechanical controller
- Double pane glass door with recessed handle
- Recessed door handle(s)
- Door lock(s) standard
- Magnetic door gasket(s)
- Led interior lighting



Glass Door Countertop Merchandisers

Models	Doors	Cu.Ft.	Shelves	Dimensions	Gross Weight	HP	Refrigerant
CTD-3	1	2.4	3	17 ^{1/4} ×19 ^{3/4} ×27 ^{1/2}	57	1/10	R600a
CTD-3S	1	2.4	3	18 ^{1/8} ×18 ^{1/2} ×33	70	1/8	R600a
CTD-5	1	4.6	4	21 ^{1/4} ×22×33 ^{3/4}	95	1/8	R600a

REFRIGERATION

Glassdoors Merchandisers

- Black steel exterior & stainless steel interior
- Environmentally friendly R290 refrigerant
- Dixell digital controller
- LED interior light(s)
- Recessed door handle(s)
- Door lock(s) standard
- Lighted header panel
- Pre-installed casters and shelves



Glass Door Refrigerators

Models	Doors	Cu.Ft.	Shelves	Dimensions	Casters	Gross Weight	HP	Refrigerant
MCF8722GR	1	19.4	4	27 ³ / ₅ × 31 ¹ / ₂ × 81 ¹ / ₅	2"	326	1/7	R290
MCF8723GR	2	43.8	8	54 ² / ₅ × 31 ¹ / ₂ × 81 ¹ / ₅	2"	540	1/5	R290
MCF8724GR	3	69.5	12	81 ⁹ / ₁₀ × 31 ¹ / ₂ × 81 ¹ / ₅	2"	761	1/4	R290
MCF8725GR	1	11.1	4	24 ¹ / ₅ × 24 × 76 ¹ / ₅	2"	251	1/7	R290

- Stainless steel exterior and black frames
- Environmentally friendly R290 refrigerant
- Dixell digital controller
- LED interior light(s)
- Defog feature
- Two rear sliding glass doors
- Pre-installed casters and (2) shelves



Countertop Refrigerated Display Curved/Square

Models	Doors	Cu.Ft.	Shelves	Dimensions	Gross Weight	HP	Refrigerant
CRDC-35	2	3.5	2	27 ³ / ₅ × 22 ¹ / ₁₀ × 26 ² / ₅	172	1/5	R290
CRDC-46	2	4.6	2	35 ² / ₅ × 22 ¹ / ₁₀ × 26 ² / ₅	200	1/5	R290
CRDS-42	2	4.2	2	27 ³ / ₅ × 22 ¹ / ₁₀ × 26 ² / ₅	192	1/5	R290
CRDS-56	2	5.6	2	35 ² / ₅ × 22 ¹ / ₁₀ × 26 ² / ₅	214	1/5	R290

Bar Equipment

- Stainless steel exterior and interior
- Environmentally friendly R290 refrigerant
- Dixell digital controller
- Stainless steel drip tray(s)
- Dual tap tower(s) standard
- Door lock(s) and magnetic door gasket(s)
- Manifold and ball taps included
- Pre-installed casters



Direct Draw Keg Coolers

Models	Doors	Cu.Ft.	Dimensions	Casters	Gross Weight	HP	Refrigerant
MKC23GR	1	7.1	23 × 31 ¹ / ₁₀ × 39 ³ / ₁₀	2"	188	1/7	R290
MKC58GR	2	17.3	57 ⁴ / ₅ × 28 ¹ / ₁₀ × 40 ¹ / ₁₀	2"	243	1/7	R290
MKC68GR	2	21.5	68 × 28 ¹ / ₁₀ × 40 ¹ / ₁₀	2"	291	1/7	R290
MKC90GR	3	30.1	89 ³ / ₁₀ × 28 ¹ / ₁₀ × 40 ¹ / ₁₀	2"	357	1/5	R290

REFRIGERATION

Bar Equipment

- Stainless steel exterior and interior
- Environmentally friendly R290 refrigerant
- Dixell digital controller
- Interior light(s)
- Recessed door handle(s)
- Door lock(s) standard
- Magnetic door gasket(s)
- Pre-installed casters and epoxy coated shelves



MBB90GR MBB69GR
MBB59GR MBB48GR

Back Bar Coolers

Models	Doors	Cu.Ft.	Shelves	Dimensions	Casters	Gross Weight	HP	Refrigerant
MBB48GR	2	12.9	4	48 × 28 ^{1/10} × 40 ^{1/10}	2"	240	1/7	R290
MBB59GR	2	17.3	4	57 ^{4/5} × 28 ^{1/10} × 40 ^{1/10}	2"	262	1/7	R290
MBB69GR	2	21.5	4	68 × 28 ^{1/10} × 40 ^{1/10}	2"	295	1/7	R290
MBB90GR	3	30.1	6	89 ^{3/10} × 28 ^{1/10} × 40 ^{1/10}	2"	370	1/5	R290



MBB90G-GR MBB69G-GR
MBB59G-GR MBB48G-GR

Back Bar Coolers with Glass Doors

Models	Doors	Cu.Ft.	Shelves	Dimensions	Casters	Gross Weight	HP	Refrigerant
MBB48G-GR	2	12.9	4	48 × 28 ^{1/10} × 40 ^{1/10}	2"	262	1/7	R290
MBB59G-GR	2	17.3	4	57 ^{4/5} × 28 ^{1/10} × 40 ^{1/10}	2"	284	1/7	R290
MBB69G-GR	2	21.5	4	68 × 28 ^{1/10} × 40 ^{1/10}	2"	317	1/7	R290
MBB90G-GR	3	30.1	6	89 ^{3/10} × 28 ^{1/10} × 40 ^{1/10}	2"	392	1/5	R290

- Stainless steel exterior and interior
- Environmentally friendly R290 refrigerant
- Dixell digital controller
- Easy glide stainless steel lid(s) with handle(s)
- Bottle opener and cap catcher standard
- Lid lock(s) standard
- Wire dividers standard
- Pre-installed casters



MBC80GR
MBC65GR
MBC50GR

Horizontal Bottle Coolers

Models	Cu.Ft.	Wire Dividers	Dimensions	Casters	Gross Weight	HP	Refrigerant
MBC50GR	11.7	3	49 ^{2/5} × 27 ^{4/5} × 36 ^{3/5}	2"	236	1/7	R290
MBC65GR	16.4	4	64 ^{4/5} × 27 ^{4/5} × 36 ^{3/5}	2"	278	1/7	R290
MBC80GR	21.2	5	80 ^{1/2} × 27 ^{4/5} × 36 ^{3/5}	2"	344	1/5	R290

REFRIGERATION

Prep. Tables

- Stainless steel exterior and interior
- Environmentally friendly R290 refrigerant
- Dixell digital controller
- 10" cutting board

- Recessed door handle(s)
- Self-closing door(s) with stay open feature
- Magnetic door gasket(s)
- Pre-installed casters, shelves and 4" deep pans
- * **Optional:** Double overshelf (except MSF8301GR)



Standard Top Sandwich Prep Tables

Models	Doors	Cu.Ft.	Pans	Dimensions	Casters	Gross Weight	HP	Refrigerant
MSF8301GR	1	7.2	8	27 ^{1/2} × 30 × 44 ^{3/10}	5"	196	1/7	R290
MSF8302GR	2	13.4	12	48 ^{1/5} × 30 × 44 ^{3/10}	5"	276	1/7	R290
MSF8303GR	2	17.2	16	60 ^{1/5} × 30 × 44 ^{3/10}	5"	320	1/5	R290
MSF8304GR	3	21.1	18	72 ^{7/10} × 30 × 44 ^{3/10}	5"	379	1/5	R290



Mega Top Sandwich Prep Tables

Models	Doors	Cu.Ft.	Pans	Dimensions	Casters	Gross Weight	HP	Refrigerant
MSF8305GR	1	7.2	12	27 ^{1/2} × 34 × 46 ^{3/5}	5"	212	1/7	R290
MSF8306GR	2	13.4	18	48 ^{1/5} × 34 × 46 ^{3/5}	5"	293	1/7	R290
MSF8307GR	2	17.2	24	60 ^{1/5} × 34 × 46 ^{3/5}	5"	340	1/5	R290
MSF8308GR	3	21.1	30	72 ^{7/10} × 34 × 46 ^{3/5}	5"	401	1/5	R290

- Stainless steel exterior and interior
- Environmentally friendly R290 refrigerant
- Dixell digital controller
- 19" cutting board

- Recessed door handle(s)
- Self-closing doors(s) with stay open feature
- Magnetic door gasket(s)
- Pre-installed casters, shelves and 1/3 size pans



Refrigerated Pizza Prep Tables

Models	Doors	Cu.Ft.	Pans	Dimensions	Casters	Gross Weight	HP	Refrigerant
MPF8201GR	1	9.7	6	44 × 33 ^{1/10} × 44	5"	295	1/7	R290
MPF8202GR	2	18.5	9	67 × 33 ^{1/10} × 44	5"	406	1/5	R290
MPF8203GR	3	28.4	12	93 × 33 ^{1/10} × 44	5"	527	1/4	R290

REFRIGERATION

Worktop Refrigerators

- Stainless steel exterior and interior
- Environmentally friendly R290 refrigerant
- Dixell digital controller
- Foamed in place backsplash
- Recessed door handle(s)
- Self-closing doors(s) with stay open feature
- Magnetic door gasket(s)
- Pre-installed casters and shelves



Worktop Refrigerators with Backsplash

Models	Doors	Cu.Ft.	Shelves	Dimensions	Casters	Gross Weight	HP	Refrigerant
MGF8408GR	1	7.2	1	27 ^{1/2} × 30 × 39 ^{4/5}	4"	176	1/7	R290
MGF8409GR	2	13.4	2	48 ^{3/10} × 30 × 39 ^{4/5}	4"	242	1/7	R290
MGF8410GR	2	17.2	2	60 ^{1/5} × 30 × 39 ^{4/5}	4"	277	1/5	R290

Undercounters

- Stainless steel exterior and interior
- Environmentally friendly R290 refrigerant
- Dixell digital controller
- Reinforced stainless steel top
- Recessed door handle(s)
- Self-closing doors(s) with stay open feature
- Magnetic door gasket(s)
- Pre-installed casters and shelves



Undercounter Refrigerators

Models	Doors	Cu.Ft.	Shelves	Dimensions	Casters	Gross Weight	HP	Refrigerant
MGF8401GR	1	7.2	1	27 ^{1/2} × 30 × 34 ^{1/5}	2"	172	1/7	R290
MGF8402GR	2	13.4	2	48 ^{3/10} × 30 × 34 ^{1/5}	2"	231	1/7	R290
MGF8403GR	2	17.2	2	60 ^{3/10} × 30 × 34 ^{1/5}	2"	265	1/5	R290
MGF8404GR	3	21.1	3	72 ^{7/10} × 30 × 34 ^{1/5}	2"	315	1/5	R290



Undercounter Freezers

Models	Doors	Cu.Ft.	Shelves	Dimensions	Casters	Gross Weight	HP	Refrigerant
MGF8405GR	1	7.2	1	27 ^{1/2} × 30 × 34 ^{1/5}	2"	179	1/5	R290
MGF8406GR	2	13.4	2	48 ^{1/5} × 30 × 34 ^{1/5}	2"	245	1/4	R290

REFRIGERATION

Chef Bases

- Stainless steel exterior and interior
- Environmentally friendly R290 refrigerant
- Dixell digital controller
- Heavy duty stainless steel drawer slides/rollers
- Recessed door handle(s)
- Gravity fed self closing drawers
- One-piece, heavy duty reinforced stainless steel top
- Pre-installed casters, shelves and pans



MGF8450GR MGF8451GR MGF8452GR
MGF8453GR MGF8454GR

Refrigerated Chef Bases

Models	Pans per Unit	Cu.Ft.	Dimensions	Casters	Gross Weight	HP	Refrigerant
MGF8450GR	4*1/1 & 6*1/6	7.7	48 ^{2/5} ×32×26 ^{3/5}	5"	258	1/7	R290
MGF8451GR	6*1/1	8.4	51 ^{4/5} ×32×26 ^{3/5}	5"	273	1/7	R290
MGF8452GR	6*1/1	8.4	60 ^{1/2} ×32×26 ^{3/5}	5"	282	1/7	R290
MGF8453GR	8*1/1	12.1	72 ^{2/5} ×32×26 ^{3/5}	5"	364	1/7	R290
MGF8454GR	8*1/1	12.1	76×32×26 ^{3/5}	5"	368	1/7	R290

Chest Freezers

- White exterior pre-coated steel cabinet
- Interior white pre-coated aluminum
- Environmentally friendly refrigeration system
- 3" insulation foam wall
- Convenient defrost drain
- Standard Epoxy coated white basket
- Standard door lock(s)
- Pre-installed casters



MWF9016GR
MWF9010GR
MWF9007

Solid Top Chest Freezers

Models	Doors	Cu.Ft.	Voltage	Dimensions	Casters	Gross Weight	HP	Refrigerant
MWF9007	1	7	115/60/1	37 ^{4/5} ×20 ^{3/5} ×32 ^{1/2}	1"	95	1/8	R600a
MWF9010GR	1	9.6	115/60/1	40 ^{1/2} ×26 ^{1/2} ×32 ^{1/2}	1"	127	1/5	R290
MWF9016GR	1	15.9	115/60/1	60 ^{3/10} ×26 ^{1/2} ×32 ^{1/2}	1"	165	1/5	R290

- White exterior and interior
- Environmentally friendly R290 refrigerant
- Glass sliding doors
- Bright LED interior light

- Convenient defrost drain
- Standard accessory food baskets
- Standard door lock(s)
- ETL safety and sanitation conforms to NSF-7
- 3" high density polyurethane insulation



MMF9113
MMF9110

Angle Curved Glass Top Chest Freezers

Models	Doors	Cu.Ft.	Voltage	Dimensions	Casters	Gross Weight	HP	Refrigerant
MMF9110	2	9.5	115/60/1	40 ^{3/4} ×26 ^{3/4} ×33 ^{3/8}	2"	132	1/4	R290
MMF9113	2	12.8	115/60/1	50 ^{1/8} ×26 ^{3/4} ×33 ^{3/8}	2"	150	1/4	R290

ICE MACHINES

Undercounter Ice Makers

- Durable stainless steel exterior
- Built-in bin storage capacity of 88 lb.
- 142 & 283 lb. production ice machine(per 24hr)
- Slanted black plastic bin door
- Air cooled condenser
- Removable air filter
- For freestanding or built-in applications
- Height includes leg levelers
- Power switch accessible without panel removal
- * Water filter recommended on all ice machines



YR140-AP-161 / YR280-AP-161

Undercounter Ice Makers

Models	Type	Ice-making Capacity	Dimensions	Leg	Gross Weight	Refrigerant
YR140-AP-161	Cube ice	142lbs/24hr	23 ^{1/2} ×28 ^{1/2} ×38 ^{3/5}	6"	154	R290
YR280-AP-161	Cube ice	283lbs/24hr	23 ^{1/2} ×28 ^{1/2} ×38 ^{3/5}	6"	163	R290

Modular Ice Makers

- Durable stainless steel exterior
- 460 & 810 lb. production ice machine(per 24hr)
- Requires use of a drain
- Air cooled condenser
- Removable air filter
- CYR400P & CYR700P available for purchase
- Power switch accessible without panel removal
- * Water filter recommended on all ice machines
- * Hotel ice dispenser (coming soon)



YR450-AP-161 / YR800-AP-261

Modular Ice Makers

Models	Type	Ice-making Capacity	Dimensions	Leg	Gross Weight	Refrigerant
YR450-AP-161	Cube ice	460lbs/24hr	30 ^{1/5} ×24 ^{9/20} ×21 ^{7/10}	6"	183	R290
YR800-AP-261	Cube ice	810lbs/24hr	30 ^{1/5} ×24 ^{9/20} ×31 ^{7/10}	6"	233	R-404a

Ice Storage Bin

- Durable stainless steel exterior
- Bin holds up to 395 lb. or 700 lb. of ice
- Slanted black plastic bin door
- Ice bins come standard with bin adapter
- Work with YR450-AP-161 and YR800-AP-261
- Ice scoop included



CYR700P

CYR400P

Ice Storage Bin

Models	Type	Foaming Material	Storage Capacity	Dimensions	Leg	Gross Weight
CYR400P	Ice bin	C ₃ H ₁₀	396lbs	30 ^{1/4} ×32 ^{3/4} ×41 ^{1/4}	6"	123
CYR700P	Ice bin	C ₃ H ₁₀	700lbs	48 ^{1/4} ×32 ^{1/2} ×41	6"	154

Cook Rite

Char Rock Broilers • Deep Fryers • Gas Ranges • Griddles • Hot Plates • Radiant Broilers • Salamander Broilers • Stock Pot Stoves



Features:

- Stainless steel exterior & interior construction
- Adjustable stainless steel legs
- Heavy duty burners
- Corrosion resistant and easy to wash
- 3/4" Griddle tops
- Available in NG and LP, Casters are optional



Gas Range Griddle Combinations
(ATO-4B36G)



Gas Ranges
(ATO-6B)



Gas Range Griddles
(ATO-24G)



Convection Ovens
(CRCC50-S)



Stock Pot Stoves
(ATSP-18-2L)



Char-Rock Broilers
(ATCB-48)



Radiant Broilers
(ATRC-36)



Hot Plate
(ATHP-36)



Manual Griddles
(ATMG-36 HD 36)



Fryers
(ATFS-50)



Salamander Broilers
(ATSB-36)



Cheese Melters
(ATCM-36)



Steam Tables
(CSTE-4 / CTEB-4)

Other models from each series are available. Please see Autoquotes or our website for a the full spectrum of products: www.atosausa.com

GAS EQUIPMENT

Countertops

- Stainless steel exterior and interior
- 35,000 BTU burners with standby pilot
- Independent manual controls every 12"
- Heavy duty, reversible cast iron grates
- Top grates are adjustable multi-level
- Units include lava briquettes standard (ATCB models)
- Adjustable, stainless steel legs standard
- 3/4" NPT rear gas connection and regulator



Countertop Charbroilers

Models	Gas type	Burners	Total BTU	Regulator	Dimensions	Gross Weight
ATCB-24	NG	2	70,000/hr	4" w.c.	24×27 ^{3/5} ×15 ^{1/5}	168
ATCB-36	NG	3	105,000/hr	4" w.c.	36×27 ^{3/5} ×15 ^{1/5}	238
ATCB-48	NG	4	140,000/hr	4" w.c.	48×27 ^{3/5} ×15 ^{1/5}	314



Countertop Radiant Broilers

Models	Gas type	Burners	Total BTU	Regulator	Dimensions	Gross Weight
ATRC-24	NG	2	70,000/hr	4" w.c.	24×27 ^{3/5} ×15 ^{1/5}	147
	LP		70,000/hr	10" w.c.		
ATRC-36	NG	3	105,000/hr	4" w.c.	36×27 ^{3/5} ×15 ^{1/5}	205
	LP		105,000/hr	10" w.c.		
ATRC-48	NG	4	140,000/hr	4" w.c.	48×27 ^{3/5} ×15 ^{1/5}	256

- Stainless steel sides and front valve cover
- 80,000 BTU burners
- Full width, removable stainless steel drip pan
- Heavy duty cast iron three-ring burner
- Heavy duty cast iron top grates
- Inner/outer rings manual controls independently
- Stainless steel legs standard
- 3/4" NPT rear gas connection and regulator



Single and Double Stock Pot Stoves

Models	Gas type	Burners	Total BTU	Regulator	Dimensions	Gross Weight
ATSP-18-1	NG	2	80,000/hr	4" w.c.	18×20 ^{9/10} ×22 ^{4/5}	119
	LP		80,000/hr	10" w.c.		
ATSP-18-2	NG	4	160,000/hr	4" w.c.	18×41 ^{7/10} ×22 ^{4/5}	222
	LP		160,000/hr	10" w.c.		
ATSP-18-1L	NG	2	80,000/hr	4" w.c.	18×20 ^{9/10} ×17 ^{9/10}	117
	LP		80,000/hr	10" w.c.		
ATSP-18-2L	NG	4	160,000/hr	4" w.c.	18×41 ^{7/10} ×17 ^{9/10}	221

GAS EQUIPMENT

Countertops

- Stainless steel exterior and interior
- Stainless steel grease drawer
- Independent manual controls every 12"
- Stainless steel legs standard
- Manual griddles have 3/4" plate & 1" plate on t-stat griddle
- 35,000 and 25,000 BTU burners every 12" with standby pilots
- 3/4" NPT rear gas connection and regulator



Manual Griddles

Models	Gas Type	Burners	Total BTU	Regulator	Dimensions	Gross Weight
ATMG-24	NG	2	60,000/hr	4" w.c.	24x28 ^{3/5} x15 ^{1/5}	195
	LP		60,000/hr	10" w.c.		
ATMG-36	NG	3	90,000/hr	4" w.c.	36x28 ^{3/5} x15 ^{1/5}	281
	LP		90,000/hr	10" w.c.		
ATMG-48	NG	4	120,000/hr	4" w.c.	48x28 ^{3/5} x15 ^{1/5}	414
	LP		120,000/hr	10" w.c.		



Thermostatic Griddles

Models	Gas Type	Burners	Total BTU	Regulator	Dimensions	Gross Weight
ATTG-24	NG	2	50,000/hr	4" w.c.	24x28 ^{3/5} x15 ^{1/5}	195
	LP		50,000/hr	10" w.c.		
ATTG-36	NG	3	75,000/hr	4" w.c.	36x28 ^{3/5} x15 ^{1/5}	281
	LP		75,000/hr	10" w.c.		
ATTG-48	NG	4	100,000/hr	4" w.c.	48x28 ^{3/5} x15 ^{1/5}	415
	LP		100,000/hr	10" w.c.		

- Stainless steel exterior and interior
- 32,000 BTU burners
- Stainless steel full width crumb tray
- Heavy duty burners with a standing pilot
- Heavy duty cast iron top grates
- Independent manual controls for each burner
- Stainless steel legs standard
- 3/4" NPT rear gas connection and regulator



Countertop Ranges (Hot Plates)

Models	Gas Type	Burners	Total BTU	Regulator	Dimensions	Gross Weight
ACHP-2	NG	2	64,000/hr	4" w.c.	12x27 ^{3/5} x13 ^{1/10}	74
	LP		64,000/hr	10" w.c.		
ACHP-4	NG	4	128,000/hr	4" w.c.	24x27 ^{3/5} x13 ^{1/10}	125
	LP		128,000/hr	10" w.c.		
ACHP-6	NG	6	192,000/hr	4" w.c.	36x27 ^{3/5} x13 ^{1/10}	180
	LP		192,000/hr	10" w.c.		

GAS EQUIPMENT

Gas Ranges

- Stainless steel exterior & enamel interior
- 27,000 BTU griddle and oven burners
- 32,000 BTU top burners
- 3/4" NPT rear gas connection and regulator
- Oven pilot with 100% safety shut off
- Available in Natural and Propane
- Casters standard
- * **Optional:** range mount salamander or cheesemelter



Gas Ranges (4, 6 & 10 Burner Models)

Models	Gas Type	Burner Name	Burners	Total BTU	Dimensions	Gross Weight
AGR-4B	NG	Hot plates	4	152,000	24×31×57 ^{3/8}	428
		Oven	1			
	LP	Hot plates	4	116,000		
		Oven	1			
AGR-6B	NG	Hot plates	6	219,000	36×31×57 ^{3/8}	568
		Oven	1			
	LP	Hot plates	6	219,000		
		Oven	1			
AGR-10B	NG	Hot plates	10	374,000	60×31×57 ^{3/8}	897
		Oven	2			
	LP	Hot plates	10	284,000		
		Oven	2			



36" Combination Gas Ranges

Models	Gas Type	Burner Name	Burners	Total BTU	Dimensions	Gross Weight
AGR-2B24G	NG	Hot plates	2	136,000	36×31×57 ^{3/8}	607
		Griddle	2			
		Oven	1			
	LP	Hot plates	2	121,000		
		Griddle	2			
Oven		1				
AGR-4B12G	NG	Hot plates	4	176,000	36×31×57 ^{3/8}	590
		Griddle	1			
		Oven	1			
	LP	Hot plates	4	140,000		
		Griddle	1			
Oven		1				
AGR-24G2B	NG	Hot plates	2	139,000	36×31×57 ^{3/8}	607
		Griddle	2			
		Oven	1			
	LP	Hot plates	2	121,000		
		Griddle	2			
Oven		1				
AGR-12G4B	NG	Hot plates	4	176,000	36×31×57 ^{3/8}	590
		Griddle	1			
		Oven	1			

GAS EQUIPMENT

Gas Ranges

- Stainless steel exterior & enamel interior
- 27,000 BTU griddle and oven burners
- 32,000 BTU top burners
- 3/4" NPT rear gas connection and regulator
- Oven pilot with 100% safety shut off
- Available in Natural and Propane
- Casters standard
- * **Optional:** range mount salamander or cheesemelter



AGR-36G



AGR-24G

Gas Ranges with Griddle Tops

Models	Gas Type	Burner Name	Burners	Total BTU	Dimensions	Gross Weight
AGR-24G	NG	Griddle	2	72,000	24×31×57 ^{3/8}	469
		Oven	1			
	LP	Griddle	2	72,000		
		Oven	1			
AGR-36G	NG	Griddle	3	102,000	36×31×57 ^{3/8}	622
		Oven	1			
	LP	Griddle	3	102,000		
		Oven	1			

60" Combination Gas Ranges



AGR-6B24G
AGR-4B36G
AGR-2B48G

AGR-24G6B
AGR-36G4B
AGR-48G2B

Models	Gas Type	Burner Name	Burners	Total BTU	Dimensions	Gross Weight
AGR-48G2B	NG	Hot plates	2	220,000	60×31×57 ^{3/8}	971
		Griddle	4			
		Oven	2			
AGR-36G4B	NG	Hot plates	4	257,000	60×31×57 ^{3/8}	949
		Griddle	3			
		Oven	2			
	LP	Hot plates	4	221,000		
		Griddle	3			
		Oven	2			
AGR-24G6B	NG	Hot plates	6	294,000	60×31×57 ^{3/8}	941
		Griddle	2			
		Oven	2			
	LP	Hot plates	6	240,000		
		Griddle	2			
		Oven	2			
AGR-2B48G	NG	Hot plates	2	220,000	60×31×57 ^{3/8}	971
		Griddle	4			
		Oven	2			
AGR-4B36G	NG	Hot plates	4	257,000	60×31×57 ^{3/8}	949
		Griddle	3			
		Oven	2			
	LP	Hot plates	4	221,000		
		Griddle	3			
		Oven	2			
AGR-6B24G	NG	Hot plates	6	294,000	60×31×57 ^{3/8}	941
		Griddle	2			
		Oven	2			
	LP	Hot plates	6	240,000		
		Griddle	2			
		Oven	2			

GAS EQUIPMENT

Cheese Melter

- Stainless steel sides & front valve cover
- Dual valve controls for left and right side
- Heavy-duty cast iron burners & top grates
- Removable broiler rack and crumb catcher

- 1-minute pre-heat time
- Range mount kits standard, optional wall mount kit
- Two 21,500 BTU heavy-duty ceramic infrared burners with stand by pilots



ATCM-36

36" Infrared Cheese Melter (Range or Wall Mount)

Models	Gas Type	Burners	Total BTU	Regulator	Dimensions	Gross Weight
ATCM-36	NG	2	43,000	5" w.c.	36x18x17 ^{1/3}	119
	LP	2	43,000	10" w.c.		

Salamander Broiler

- Stainless steel sides & front valve cover
- Dual valve controls for left and right side
- Heavy-duty cast iron burners & top grates
- Removable broiler rack and crumb catcher

- 1-minute pre-heat time
- Range mount kits standard, optional wall mount kit
- Two 21,500 BTU heavy-duty ceramic infrared burners with stand by pilots
- 4 position rack adjustments



ATSB-36

36" Infrared Salamander Broiler (Range or Wall Mount)

Models	Gas Type	Burners	Total BTU	Regulator	Dimensions	Gross Weight
ATSB-36	NG	2	43,000	5" w.c.	36x18x17 ^{1/3}	169
	LP	2	43,000	10" w.c.		

Fryers

- Stainless steel exterior and interior
- Welded stainless steel tank
- Heavy duty burners with a standing flame
- 3/4" NPT rear gas connection and regulator

- Wire mesh crumb screen and basket hanger
- Two nickel plated baskets with coated handles
- 4 casters standard
- Safety valve with automatic voltage stabilization
- Robert show controller



ATFS-75

ATFS-50

ATFS-40

Fryers

Models	Gas Type	Burners	Total BTU	Regulator	Dimensions	Gross Weight
ATFS-40	NG	3	102,000	4" w.c.	15 ^{3/5} x30 ^{1/10} x44 ^{2/5}	160
	LP	3	90,000	10" w.c.		
ATFS-50	NG	4	136,000	4" w.c.	15 ^{3/5} x30 ^{1/10} x44 ^{2/5}	171
	LP	4	120,000	10" w.c.		
ATFS-75	NG	5	170,000	4" w.c.	21 ^{1/10} x30 ^{1/10} x44 ^{2/5}	200
	LP	5	150,000	10" w.c.		

GAS EQUIPMENT

Electric Steam Tables

- 2, 3, 4 & 5 well open models
- Fully insulated open wells
- Stainless steel top, body and undershelf
- Two temperature settings – 500/750 watt

- Individual infinite controls for each well with guard
- Poly cutting board
- Water pans and stainless steel legs standard
- Indicator light for each well shows power on and element heating



Electric Steam Tables

Models	Wells	Cu.Ft.	HP	Volts	Top Opening	Dimensions	Gross Weight
CSTEAB-2B	2	10.9	1	120V	2	30 × 29 ^{1/2} × 33 ^{1/2}	77
CSTEAB-3B	3	15.5	1	120V	3	44 ^{1/8} × 29 ^{1/2} × 33 ^{1/2}	104
CSTEAB-4B	4	19.8	1	120V	4	58 × 29 ^{1/2} × 33 ^{1/2}	131
CSTEAB-5B	5	29.7	1	240V	5	72 ^{1/2} × 29 ^{1/2} × 33 ^{1/2}	168

Warming Cabinets

- Stainless Steel exterior and interior
- ATHC-9 holds 9 pans, ATHC-18 holds 18 pans
- 1.3" clearance between slides
- LED display
- Transparent clear polycarbonate door
- Humidifying water tray
- Detachable slides and removable control drawer
- Four(4) caster standard-2 locking, 2 swivel



Insulated Heater/Proofer/Holding Cabinets

Models	Volts	Pans	Watts	Frequency	Temperature	Dimensions	Gross Weight
ATHC-9	120	9	2000	60	80-220	25 ^{1/10} × 30 ^{7/10} × 42 ^{7/10}	168
ATHC-18	120	18	2000	60	80-220	25 ^{1/10} × 30 ^{7/10} × 69 ^{7/10}	212

Gas Convection Ovens

- Stainless steel exterior and enamel interior
- Single & double deck
- 50/50 dependent doors
- 2 speed-fan with adjustable cool down mode
- Accepts five 18 X 26 pans per oven
- Oven temp. range between 150°F to 550°F
- Interior oven light(s) standard
- Bakery depth



Convection Ovens

Models	Shelves	Rack Guides	Total BTU	Voltage	Dimensions	Gross Weight
ATCO-513B-1	5	13	46,000/hr	115/60/1	38 ^{1/5} × 48 ^{3/5} × 59 ^{2/5}	525
ATCO-513B-2	10	26	92,000/hr	115/60/1	38 ^{1/5} × 48 ^{3/5} × 69	1050

PREPARATION EQUIPMENT

Slicers

- 10" & 12" standard models
- Aluminum alloy base, food chute & feet
- High quality alloy knife (Rasspe)
- Belt driven
- Top mounted knife sharpener
- Index control knob 0 - 9/16"
- Knife cover interlock
- Permanent ring guard with removable cover and deflector
- Larger gravity feed chute



PPSL-12

PPSL-10

10" and 12" Compact Manual Slicers

Models	HP	Watts	Volts	Amps	Drive Type	Dimensions	Gross Weight
PPSL-10	1/4	180	110	1.7	Belt driven	26 ^{1/4} × 20 ^{3/10} × 20 ^{3/4}	57
PPSL-12	1/3	250	110	2.3	Belt driven	29 ^{1/2} × 22 × 22	70

- 12" & 14" heavy duty models
- Aluminum alloy base, food chute & feet
- High quality alloy knife (Rasspe)
- Belt driven
- Top mounted knife sharpener
- Index control knob 0 - 9/16"
- Knife cover interlock
- Permanent ring guard with removable cover and deflector



PPSL-12HD

PPSL-14

12" and 14" Heavy Duty Manual Slicers

Models	HP	Watts	Volts	Amps	Drive Type	Dimensions	Gross Weight
PPSL-12HD	1/2	370	110	3.4	Belt driven	33 ^{1/2} × 20 ^{1/4} × 25	86
PPSL-14	1/2	370	110	3.4	Belt driven	34 ^{1/2} × 23 ^{3/4} × 28 ^{1/2}	111

- Automatic high precision capacity and cutting
- 3 carriage speed and 3 stroke lengths
- Double powerful motors, drives blade and stroke
- 14" and 13" special alloy knife
- Slicing volume rate range at 37-62 slicers per minute
- Easier switch between automatic to manual mode
- Full gravity feed food chute
- Large square food receiving plate



PPSLA-14

14" Heavy Duty Automatic Slicer

Models	HP	Watts	Volts	Amps	Drive Type	Dimensions	Gross Weight
PPSLA-14	2/3	450	110	4.6	Belt driven	29 ^{9/10} × 25 ^{2/5} × 27 ^{5/8}	156

PREPARATION EQUIPMENT

Mixers

- Three fixed speeds
- Safety cut-switch temporarily interrupts power
- 30-minute timer
- Steel body with open base
- Easy to reach controls
- Interlocked bowl lift and stainless steel bowl guard
- 6' cord with NEMA 5-15 plug
- Gear driven transmission with aluminum alloy gear box



Heavy Duty 10, 20, 30 Quart Planetary Mixers

Models	HP	Watts	Volts	Amps	Capacity	Dimensions	Gross Weight
PPM-10	1	750	115	10	10 quarts	15 ^{1/2} × 15 ^{1/2} × 24	88
PPM-20	1 ^{1/2}	1100	115	14	20 quarts	21 ^{3/4} × 21 × 32	246
PPM-30	2	1500	115	20	30 quarts	23 × 24 × 46	396

- 4 speeds for various food mixing need
- 30 minute timer stops the mixer when time ends
- Safety cut-switch temporarily interrupts power
- Includes bowl truck
- Hub accommodates meat grinder attachments
- Interlocked bowl lift and bowl guard opening
- 3^{3/4} horsepower
- 6 ft. cord with bared wire(hard wired)



Heavy Duty 60 Quart Planetary Mixer - Floor Model

Model	HP	Watts	Volts	Amps	Capacity	Dimensions	Gross Weight
PPM-60	3 ^{3/4}	2800	240	15	60 quarts	28 × 41 × 57	1190

Grinders

- Powerful, high torque motor
- Direct gear-driven transmission
- Permanent grease-lubricated gear box
- Manual reset motor overload protection
- Forward/Reverse switch
- Compact size and seamless construction
- Top-mounted handle with tray support
- Non-slip rubber feet six-foot cord and plug



PrepPal® Series Meat Grinders

Model	HP	Watts	Volts	Speed	Capacity	Dimensions	Gross Weight
PPG-12	1	735	110	170RMP's	250lbs/hr	8 ^{3/5} × 10 × 19	68
PPG-22	1 ^{1/2}	1100	110	170RMP's	450lbs/hr	9 ^{3/10} × 11 ^{1/2} × 21	84

WARRANTY SERVICE

Dear Atosa User

We are incredibly proud to announce our very own in-house service department. At Smart Kitchen Service, our staff is dedicated to providing our customers with services and products exceeding their expectations. At Smart Kitchen Service, we pride ourselves on delivering superior customer service by providing a steady communication between our service agents and our customers. Our unique ability to provide customers with same day customers service, gives us an edge over our competition. At Smart Kitchen Service every one of our customers is assigned to a specific customer service representative, who directly oversees every service call and its progress from start to finish. The direct involvement of our customer service team allows Smart Kitchen Service to remain flexible and tailor our service to suit the needs of our customers. When you need a solution our customer service representatives are there to help you find it. We make your satisfaction and continued business our priority!

We will not rest, until our customers are 100% satisfied.

Warranty Department

Phone: **800-683-8660 Opt.1**

Email: **warranty@atosausa.com**

Parts Department

Phone: **800-683-8660 Opt.2**

Email: **parts@atosausa.com**



SMART KITCHEN SERVICE

We will not rest, until our customers are 100% satisfied.

Monthly Payments
Available with
Lease-to-own Equipment
Financing
Call today to apply!



ATOSA COMMERCIAL REFRIGERATION SPECIAL FLYER – APRIL 1, 2024

REACH-IN REFRIGERATOR & FREEZER – TOP MOUNT

MBF8004GR	1-Door Reach-In Refrigerator 29", S/S Int. & Ext., 1/7 HP	2,265.00
MBF8005GR	2-Door Reach-In Refrigerator 52", S/S Int. & Ext., 1/5 HP	3,165.00
MBF8006GR	3-Door Reach-In Refrigerator 78", S/S Int. & Ext., 1/4 HP	4,875.00
MBF8001GR	1-Door Reach-In Freezer 29", S/S Int. & Ext., 1/2 HP	2,735.00
MBF8002GR	2-Door Reach-In Freezer 52", S/S Int. & Ext., 3/4 HP	4,125.00
MBF8003GR	3-Door Reach-In Freezer 82", S/S Int. & Ext., 1 HP	5,795.00
MBF8010GR	1-Section Reach-In 1/2 Door Refrigerator Right Hand 29", S/S Int. & Ext., 1/7 HP	2,479.00
MBF8010GRL	1-Section Reach-In 1/2 Door Refrigerator Left Hand 29", S/S Int. & Ext., 1/7 HP	2,479.00
MBF8007GR	1-Section Reach-In 1/2 Door Freezer Right Hand 29", S/S Int. & Ext., 1/2 HP	2,895.00
MBF8007GRL	1-Section Reach-In 1/2 Door Freezer Left Hand 29", S/S Int. & Ext., 1/2 HP	2,895.00

REACH-IN REFRIGERATOR & FREEZER - BOTTOM MOUNT

MBF8519GR	1-Door Reach-In Refrigerator 25", Low Height 63-1/8", S/S Int. & Ext., 1/7 HP	1,995.00
MBF8505GR/L	1-Door Reach-In Refrigerator 27", S/S Int. & Ext., 1/7 HP	2,365.00
MBF8507GR	2-Door Reach-In Refrigerator 54", S/S Int. & Ext., 1/5 HP	3,420.00
MBF8508GR	3-Door Reach-In Refrigerator 82", S/S Int. & Ext., 1/4 HP	5,185.00
MBF8501GR/L	1-Door Reach-In Freezer 27", S/S Int. & Ext., 1/2 HP	2,930.00
MBF8503GR	2-Door Reach-In Freezer 54", S/S Int. & Ext., 3/4 HP	4,230.00
MBF8504GR	3-Door Reach-In Freezer 82", S/S Int. & Ext., 1 HP	6,035.00

GLASS DOOR MERCHANDISER REFRIGERATOR & FREEZER

MCF8705GR	1-Door Swing Glass Door Merchandiser Refrigerator 27", S/S Int. & Ext., 19.1 cu ft., 1/7 HP	2,595.00
MCF8707GR	2-Door Swing Glass Door Merchandiser Refrigerator 54", S/S Int. & Ext., 44.8 cu ft., 1/5 HP	3,640.00
MCF8709GR	2-Door Sliding Glass Door Merchandiser Refrigerator 54", S/S Int. & Ext., 44.9 cu ft., 1/4 HP	3,795.00
MCF8701GR	1-Door Swing Glass Door Merchandiser Freezer 27", S/S Int. & Ext., 19.1 cu ft., 1/2 HP	3,165.00
MCF8703ES	2-Door Swing Glass Door Merchandiser Freezer 54", S/S Int. & Ext., 44.8 cu ft., 3/4 HP	4,895.00
CTD-3	1-Door Countertop Glass Door Merchandiser Refrigerator 18", 2.4 cu ft., 1/10 HP	595.00
CTD-3S	1-Door Countertop Glass Door Merchandiser Refrigerator w/ Lighted Display 18", 2.4 cu ft., 1/8 HP	685.00
CTD-5	1-Door Countertop Glass Door Merchandiser Refrigerator 22", 4.6 cu ft., 1/8 HP	859.00
MCF8722GR	1-Door Swing Glass Door Merchandiser Refrigerator - Black Ext., 27", 19.4 cu ft., 1/7 HP	2,235.00
MCF8723GR	2-Door Swing Glass Door Merchandiser Refrigerator - Black Ext., 54", 43.8 cu ft., 1/5 HP	3,165.00
MCF8724GR	3-Door Swing Glass Door Merchandiser Refrigerator - Black Ext., 82", 69.5 cu ft., 1/4 HP	4,950.00
MCF8725GR	1-Door Swing Glass Door Merchandiser Refrigerator - Black Ext., 24", 11.1 cu ft., 1/7 HP	1,779.00
MCF8726GR	1-Door Swing Glass Door Merchandiser Refrigerator - Black Ext., 24", 8.3 cu ft., 1/7 HP	1,695.00
MCF8733GR	2-Door Swing Glass Door Merchandiser Refrigerator - Black Ext., 39-1/2", 28.5 cu ft., 1/5 HP	2,965.00
MCF8727GR	2-Door Sliding Glass Door Merchandiser Refrigerator - Black Ext., 54", 44.85 cu ft., 1/4 HP	2,995.00
MCF8720GR	1-Door Swing Glass Door Merchandiser Freezer - Black Ext., 27", 19.39 cu ft., 1/2 HP	2,795.00
MCF8732GR	2-Door Swing Glass Door Merchandiser Freezer - Black Ext., 39-1/2", 28.5 cu ft., 3/4 HP	4,235.00
MCF8721ES	2-Door Swing Glass Door Merchandiser Freezer - Black Ext., 54", 43.8 cu ft., 3/4 HP	4,275.00
MCF8728GR	3-Door Swing Glass Door Merchandiser Freezer - Black Ext., 82", 69.5 cu ft., 1 HP	6,520.00



48 Meadow Ave. #2, Rockdale, IL 60436
Phone : (815) 725-1226 Fax : (815) 725-1228



COUNTERTOP DELI DISPLAY REFRIGERATOR

CRDC-35	Curved Glass Front Countertop Deli Refrigerator 28", 3.5 cu ft., 1/5 HP	1,995.00
CRDC-46	Curved Glass Front Countertop Deli Refrigerator 36", 4.6 cu ft., 1/5 HP	2,415.00
CRDS-42	Straight Glass Front Countertop Deli Refrigerator 28", 4.2 cu ft., 1/5 HP	2,095.00
CRDS-56	Straight Glass Front Countertop Deli Refrigerator 36", 5.6 cu ft., 1/5 HP	2,895.00

DRAFT KEG COOLER

MKC23GR	1-Door Solid Stainless 1-Keg Draft Cooler 23", S/S Int. & Ext., 1/7 HP	1,585.00
MKC58GR	2-Door Solid Stainless 2-Keg Draft Cooler 58", S/S Int. & Ext., 1/7 HP	2,845.00
MKC68GR	2-Door Solid Stainless 3-Keg Draft Cooler 68", S/S Int. & Ext., 1/7 HP	3,195.00
MKC90GR	3-Door Solid Stainless 4-Keg Draft Cooler 89-1/4", S/S Int. & Ext., 1/5 HP	3,765.00

BACK BAR COOLER

MBB48-GR	2-Door Solid Stainless Steel Door Back Bar Cooler 48", S/S Int. & Ext., 1/7 HP	2,265.00
SBB48GRAUS1	2-Door Solid Stainless Steel Door Back Bar Cooler 48", Shallow Depth 24.5" S/S Int. & Ext., 1/7 HP	2,265.00
SBB48GRAUS2	2-Door Solid Black Stainless Back Bar Cooler 48", Shallow Depth 24.5" S/S Int. & Ext., 1/7 HP	2,265.00
MBB59-GR	2-Door Solid Stainless Steel Door Back Bar Cooler 57-3/4", S/S Int. & Ext., 1/7 HP	2,535.00
SBB59GRAUS1	2-Door Solid Stainless Steel Door Back Bar Cooler 57-3/4", Shallow Depth 24.5", 1/7 HP	2,535.00
SBB59GRAUS2	2-Door Solid Black Stainless Back Bar Cooler 57-3/4", Shallow Depth 24.5", 1/7 HP	2,535.00
MBB69-GR	2-Door Solid Stainless Steel Door Back Bar Cooler 68", S/S Int. & Ext., 1/7 HP	2,965.00
SBB69GRAUS1	2-Door Solid Stainless Steel Door Back Bar Cooler 68", Shallow Depth 24.5", 1/7 HP	2,965.00
SBB69GRAUS2	2-Door Solid Black Stainless Back Bar Cooler 68", Shallow Depth 24.5", S/S Int. & Ext., 1/7 HP	2,965.00
MBB90-GR	3-Door Solid Stainless Steel Door Back Bar Cooler 89-1/4", S/S Int. & Ext., 1/5 HP	3,335.00
MBB48G-GR	2-Door Glass Swing Door Back Bar Cooler 48", S/S Int. & Ext., 1/7 HP	2,365.00
SBB48GGRAUS1	2-Door Glass Swing Door Back Bar Cooler 48", Shallow Depth 24.5" S/S Int. & Ext., 1/7 HP	2,365.00
SBB48GGRAUS2	2-Door Glass Swing Door Black Stainless Back Bar Cooler 48", Shallow Depth 24.5", 1/7 HP	2,365.00
MBB59G-GR	2-Door Glass Swing Door Back Bar Cooler 57-3/4", S/S Int. & Ext., 1/7 HP	2,795.00
SBB59GGRAUS1	2-Door Glass Swing Door Back Bar Cooler 57-3/4", Shallow Depth 24.5" S/S Int. & Ext., 1/7 HP	2,795.00
SBB59GGRAUS2	2-Door Glass Swing Door Black Stainless Back Bar Cooler 57-3/4", Shallow Depth 24.5", 1/7 HP	2,795.00
MBB69G-GR	2-Door Glass Swing Door Back Bar Cooler 68", S/S Int. & Ext., 1/7 HP	3,065.00
SBB69GGRAUS1	2-Door Glass Swing Door Back Bar Cooler 68", Shallow Depth 24.5", 1/7 HP	3,065.00
SBB69GGRAUS2	2-Door Glass Swing Door Black Stainless Back Bar Cooler 68", Shallow Depth 24.5", 1/7 HP	3,065.00
MBB90G-GR	3-Door Glass Swing Door Back Bar Cooler 89-1/4", S/S Int. & Ext., 1/5 HP	3,550.00

BOTTLE COOLER

MBC50GR	2-Door Stainless Steel Slide Top Bottle Cooler 50", S/S Int. & Ext., 1/7 HP	1,979.00
MBC65GR	2-Door Stainless Steel Slide Top Bottle Cooler 65", S/S Int. & Ext., 1/7 HP	2,265.00
MBC80GR	3-Door Stainless Steel Slide Top Bottle Cooler 80-1/2", S/S Int. & Ext., 1/5 HP	2,995.00

REFRIGERATED PREP TABLES

MSF8301GR	1-Door Refrigerated Sandwich Prep Table 27", S/S Int. & Ext., 1/7 HP	1,885.00
MSF3610GR	2-Door Refrigerated Sandwich Prep Table 36", S/S Int. & Ext., 1/7 HP	2,435.00
MSF8302GR	2-Door Refrigerated Sandwich Prep Table 48", S/S Int. & Ext., 1/7 HP	2,535.00
MSF8303GR	2-Door Refrigerated Sandwich Prep Table 60", S/S Int. & Ext., 1/5 HP	2,895.00
MSF8304GR	3-Door Refrigerated Sandwich Prep Table 72", S/S Int. & Ext., 1/5 HP	3,385.00
MSF8305GR	1-Door Refrigerated Mega-Top Prep Table 27", S/S Int. & Ext., 1/7 HP	2,095.00
MSF3615GR	2-Door Refrigerated Mega-Top Prep Table 36", S/S Int. & Ext., 1/7 HP	2,495.00
MSF8306GR	2-Door Refrigerated Mega-Top Prep Table 48", S/S Int. & Ext., 1/7 HP	2,960.00
MSF8307GR	2-Door Refrigerated Mega-Top Prep Table 60", S/S Int. & Ext., 1/5 HP	3,195.00
MSF8308GR	3-Door Refrigerated Mega-Top Prep Table 72", S/S Int. & Ext., 1/5 HP	3,640.00
MPPF8201GR	1-Door Refrigerated Pizza Prep Table 44", S/S Int. & Ext., 1/7 HP	2,965.00
MPPF8202GR	2-Door Refrigerated Pizza Prep Table 67", S/S Int. & Ext., 1/5 HP	4,095.00
MPPF8203GR	3-Door Refrigerated Pizza Prep Table 93", S/S Int. & Ext., 1/4 HP	5,165.00

WORKTOP REFRIGERATOR

MGF8408GR	1-Door Worktop Refrigerator 27", S/S Int. & Ext., 1/7 HP	1,745.00
MGF8409GR	2-Door Worktop Refrigerator 48", S/S Int. & Ext., 1/7 HP	2,365.00
MGF84010GR	2-Door Worktop Refrigerator 60", S/S Int. & Ext., 1/5 HP	2,965.00



48 Meadow Ave. #2, Rockdale, IL 60436
 Phone : (815) 725-1226 Fax : (815) 725-1228



UNDERCOUNTER REFRIGERATOR & FREEZER

MGF8401GR/L	1-Door Undercounter Refrigerator 27", S/S Int. & Ext., 1/7 HP	1,585.00
MGF36RGR	2-Door Undercounter Refrigerator 36", S/S Int. & Ext., 1/7 HP	2,065.00
MGF8402GR	2-Door Undercounter Refrigerator 48", S/S Int. & Ext., 1/7 HP	2,265.00
MGF8403GR	2-Door Undercounter Refrigerator 60", S/S Int. & Ext., 1/5 HP	2,735.00
MGF8404GR	3-Door Undercounter Refrigerator 72", S/S Int. & Ext., 1/5 HP	2,995.00
MGF8405GR/L	1-Door Undercounter Freezer 27", S/S Int. & Ext., 1/5 HP	1,885.00
MGF36FGR	2-Door Undercounter Freezer 36", S/S Int. & Ext., 1/4 HP	2,365.00
MGF8406GR	2-Door Undercounter Freezer 48", S/S Int. & Ext., 1/4 HP	2,645.00

REFRIGERATED CHEF BASE STAND

MGF8448GR	2-Drawer Refrigerated Chef Base Griddle Stand 36", S/S Int. & Ext., 1/7 HP	2,535.00
MGF8450GR	2-Drawer Refrigerated Chef Base Griddle Stand 48", S/S Int. & Ext., 1/7 HP	2,745.00
MGF8451GR	2-Drawer Refrigerated Chef Base Griddle Stand 52", S/S Int. & Ext., 1/7 HP	3,045.00
MGF8452GR	2-Drawer Refrigerated Chef Base Griddle Stand 60", S/S Int. & Ext., 1/7 HP	3,165.00
MGF8453GR	4-Drawer Refrigerated Chef Base Griddle Stand 72", S/S Int. & Ext., 1/7 HP	3,860.00
MGF8454GR	4-Drawer Refrigerated Chef Base Griddle Stand 76", S/S Int. & Ext., 1/7 HP	3,970.00

CHEST FREEZER

MWF9007	37.75" Solid Top Chest Freezer, 7 cu. ft.	679.00
MWF9010GR	40.5" Solid Top Chest Freezer, 9.6 cu. ft.	789.00
MWF9016GR	60.2" Solid Top Chest Freezer, 15.9 cu. ft.	1,159.00
MMF9110	40" Sliding Glass Top Chest Freezer, 9.5 cu. ft.	1,265.00
MMF9113	50" Sliding Glass Top Chest Freezer, 12.8 cu. ft.	1,445.00

ICE MACHINE CUBE-STYLE

YR140-AP-161	23-1/2" S/S Cube-Style Ice Machine 142lb/24hr w/ 88lb Storage Bin	2,745.00
YR280-AP-161	23-1/2" S/S Cube-Style Ice Machine 283lb/24hr w/ 88lb Storage Bin	3,035.00
HD350-AP-161	23" S/S Cube-Style Ice Machine 350lb/24hr w/ 160lb Storage Bin	5,775.00
YR450-AP-161	30-1/4" S/S Cube-Style Ice Maker 460lb/24hr 120v	3,670.00
YR800-AP-261	30-1/4" S/S Cube-Style Ice Maker 800lb/24hr 220v	6,145.00
CYR400P	30" Wide S/S Ice Bin 395lb Capacity for 450/800 Ice Makers	1,059.00
CYR700P	48" Wide S/S Ice Bin 700lb Capacity for 450/800 Ice Makers	1,465.00



48 Meadow Ave. #2, Rockdale, IL 60436

Phone : (815) 725-1226 Fax : (815) 725-1228

Our company goal is to provide to you :

- Prompt, courteous customer service
- Reliable order fulfillment and delivery
 - High quality, tested products
 - Low competitive pricing
- Added value through local community involvement



(815) 725-1226

New Website Launch!

www.AbsoluteSupplyInc.net

We are very excited to launch our newest Absolute Supply website! Please check us out today, we are always looking for innovative ways to conveniently serve our customers!

Services Now Available Online :

- New E-Shop with our full line of locally stocked Atosa USA Kitchen & Refrigeration Equipment Products
 - Current Sales Flyers / Catalogs
 - Warranty Service Contact Information
- Set meetings and apply for equipment financing online through the site



Free Delivery All Equipment Orders Over \$500!

Coast-to-Coast Shipping—Quick Delivery!



Easy access to our Cash & Carry Showroom and Warehouse from Interstates 80 & 55
Visit us today!

ATOSA HORIZONTAL BOTTLE COOLERS

2 year labor & parts warranty
5 years warranty on compressor

- Stainless steel exterior and interior
- Environmentally friendly R290 refrigerant
- Dixell digital controller
- Easy glide stainless steel lid(s) with handle(s)
- Bottle opener and cap catcher standard
- Lid lock(s) standard
- Wire dividers standard
- Pre-installed casters



Our staff is fully prepared to assist you in making your next project a huge success.
Call us today 815-725-1226 to begin making your next dream project a reality!

Monthly Payments
Available with
Lease-to-own Equipment
Financing
Call today to apply!



ATOSA COMMERCIAL EQUIPMENT SPECIAL FLYER – APRIL 1, 2024

BROILERS, COUNTER-TOP					
ATRC-24	24" radiant burners, 70,000 BTU	1,159.00	ATCB-24	24" char-rock, 70,000 BTU	1,159.00
ATRC-36	36" radiant burners, 105,000 BTU	1,365.00	ATCB-36	36" char-rock, 105,000 BTU	1,365.00
ATRC-48	48" radiant burners, 140,000 BTU	1,695.00	ATCB-48	48" char-rock, 140,000 BTU	1,695.00
STOCK POT RANGE					
ATSP-18-1	18" Wide x 21" Deep, (1) three ring burner, 80,000 BTU				565.00
ATSP-18-2	18" Wide x 42" Deep, (2) three ring burners, 160,000 BTU				1,029.00
ATSP-18-1L	18" Wide x 21" Deep, low-profile, (1) three ring burner, 80,000 BTU				565.00
ATSP-18-2L	18" Wide x 42" Deep, low-profile, (2) three ring burners, 160,000 BTU				1,029.00
GRIDDLES, COUNTER-TOP					
ATMG-24	24" manual control, 60,000 BTU	945.00	ATTG-24	24" thermostat control, 50,000 BTU	1,659.00
ATMG-36	36" manual control, 90,000 BTU	1,265.00	ATTG-36	36" thermostat control, 75,000 BTU	2,335.00
ATMG-48	48" manual control, 120,000 BTU	1,645.00	ATTG-48	48" thermostat control, 100,000 BTU	2,745.00
HOT-PLATES, COUNTER-TOP					
AHP-2	2 Burner hot plate: (1) front & (1) rear, 64,000 BTU				529.00
AHP-4	4 Burner hot plate: (2) front & (2) rear, 128,000 BTU				819.00
AHP-6	6 Burner hot plate: (3) front & (3) rear, 192,000 BTU				1,045.00
RANGES					
AGR-4B	24" Wide, (4) burner range, 20" std. oven, Nat Gas or LP				1,865.00
AGR-6B	36" Wide, (6) burner range, 26-1/2" std. oven, Nat Gas or LP				1,999.00
AGR-8B	48" Wide, (8) burner range, (2) 20" std. oven, Nat Gas or LP				3,519.00
ATO-10B	60" Wide, (10) burner range, (2) 26-1/2" std. oven, Nat Gas or LP				3,885.00
AGR-2B24GR	36" Wide, 24" manual griddle on right, (2) burner range, 26-1/2" std. oven, Nat Gas or LP				2,595.00
AGR-2B24GL	36" Wide, 24" manual griddle on left, (2) burner range, 26-1/2" std. oven, Nat Gas or LP				2,595.00
ATO-4B12G	36" Wide, 12" manual griddle left or right, (4) burner range, 26-1/2" std. oven, Nat Gas or LP				2,479.00
ATO-24G2B	36" Wide, 24" manual griddle left or right, (2) burner range, 26-1/2" std. oven, Nat Gas or LP				2,595.00
ATO-12G4B	36" Wide, 12" manual griddle left or right, (4) burner range, 26-1/2" std. oven, Nat Gas or LP				2,479.00
AGR-24G	24" Wide, 24" wide griddle top, 20" std. oven, Nat Gas or LP				1,895.00
AGR-36G	36" Wide, 36" wide griddle top, 26-1/2" std. oven, Nat Gas or LP				2,945.00
ATO-48G2B	60" Wide, 48" manual griddle left or right, (2) burner range, (2) 26-1/2" std. oven, Nat Gas or LP				4,385.00
ATO-36G4B	60" Wide, 36" manual griddle left or right, (4) burner range, (2) 26-1/2" std. oven, Nat Gas or LP				4,385.00
ATO-24G6B	60" Wide, 24" manual griddle left or right, (6) burner range, (2) 26-1/2" std. oven, Nat Gas or LP				4,385.00
ATO-2B48G	60" Wide, 48" manual griddle left or right, (2) burner range, (2) 26-1/2" std. oven, Nat Gas or LP				4,385.00
AGR-4B36GR	60" Wide, 36" manual griddle on right, (4) burner range, (2) 26-1/2" std. oven, Nat Gas or LP				4,445.00
AGR-6B24GR	60" Wide, 24" manual griddle on right, (6) burner range, (2) 26-1/2" std. oven, Nat Gas or LP				4,385.00
SALAMANDER / CHEESEMELTERS					
ATCM-36	36" Wide Cheesemelter, wall-mount or countertop, 43,000 BTU				1,635.00
ATSB-36	36" Wide Salamander Broiler, wall-mount or countertop, 43,000 BTU				1,765.00



48 Meadow Ave. #2, Rockdale, IL 60436
Phone : (815) 725-1226 Fax : (815) 725-1228



DEEP FRYERS

ATFS-40	40 lb. Floor unit, 102,000 BTU, S/S, Nat Gas or LP	1,095.00
ATFS-50	50 lb. Floor unit, 136,000 BTU, S/S, Nat Gas or LP	1,375.00
ATFS-75	75 lb. Floor unit, 170,000 BTU, S/S, Nat Gas or LP	1,695.00

ELECTRIC STEAM TABLES

CSTE-2C	2-Well Electric Steamtable 120v, 30", 1 HP	1,059.00
CSTE-3C	3-Well Electric Steamtable 120v, 44", 1 HP	1,295.00
CSTE-4C	4-Well Electric Steamtable 120v, 58", 1 HP	1,585.00
CSTE-5C	5-Well Electric Steamtable 240v, 72-1/2", 1 HP	1,899.00

WARMING CABINETS

ATHC-9	9-Pan Half Size Electric Warming Cabinet, 120v, 2000W, 43" H	2,415.00
ATHC-18	18-Pan Full Size Electric Warming Cabinet, 120v, 2000W, 70" H	2,845.00

CONVECTION OVENS, FULL SIZE

ATCO-513B-1	Single Deck Convection Oven, S/S, Double Tempered Glass Doors, Nat Gas or LP	4,650.00
ATCO-513B-2	Double Deck Convection Oven, S/S, Double Tempered Glass Doors, Nat Gas or LP	9,250.00

MEAT SLICERS

PPSL-10	10" Electric Meat Slicer, 1/4 HP	735.00
PPSL-12	12" Electric Meat Slicer, 1/3 HP	1,229.00
PPSL-12HD	12" Heavy-Duty Electric Meat Slicer, 1/2 HP	1,365.00
PPSL-14	14" Heavy-Duty Electric Meat Slicer, 1/2 HP	1,835.00

PLANETARY MIXERS

PPM-10	10 Qt. Countertop Planetary Mixer, 1 HP, S/S Whip, Hook, & Beater	1,059.00
PPM-20	20 Qt. Planetary Mixer, 1-1/2 HP, S/S Whip, Hook, & Beater	1,695.00
PPM-30	30 Qt. Planetary Mixer, 2 HP, S/S Whip, Hook, & Beater	2,795.00
PPM-60	60 Qt. Planetary Mixer, 3-3/4 HP, 240v 3-PH, S/S Whip, Hook, Beater, & Bowl Truck	9,250.00

MEAT GRINDERS

PPG-12	Electric Countertop Meat Grinder, #12 Hub, 1 HP	829.00
PPG-22	Electric Countertop Meat Grinder, #22 Hub, 1-1/2 HP	1,165.00
PPMG12	Meat Grinder Attachment for Mixer, #12 Hub, S/S Hopper Pan	335.00
PPV12	Vegetable Slicer Attachment for Mixer, #12 Hub	919.00

STAINLESS STEEL SINKS

MRSA-3-D	3-Cmpt Sink 304 S/S, 90" x 24" with 18" Left & Right Drainboards	1,265.00
MRSB-3-D	3-Cmpt Sheet Pan Sink 304 S/S 16ga., 120" x 30" with 24" Left & Right Drainboards	1,835.00
MRSA-1-L	1-Cmpt Sink 304 S/S, 39" x 24" with 18" Left Drainboard	835.00
MRSA-1-R	1-Cmpt Sink 304 S/S, 39" x 24" with 18" Right Drainboard	835.00
MRSA-1-D	1-Cmpt Sink 304 S/S, 54" x 24" with 18" Left & Right Drainboard	995.00
MRSA-1-N	1-Cmpt Sink 304 S/S, 24" x 24"	679.00
MRS-1-MOP	Mop Sink 304 S/S, 21" x 21.5" x 44.5" H	565.00
MRS-HS-14	S/S Wall-Mount Hand Sink 14" x 16-1/2", w/ Lead-Free Faucet	219.00
MRS-HS-18	S/S Wall-Mount Hand Sink 18" x 14-1/2", w/ Lead-Free Faucet	229.00

ACCESSORIES

CASTERS	(4) Plate or Stem, (2) locking	95.00
GC7548KITD	3/4" Quick Disconnect Gas Hose Kit w/ Restraint	159.00





SMART KITCHEN SERVICE

We will not rest, until our customers are 100% satisfied.

2 YEAR PARTS AND LABOR WARRANTY

Atosa warrants all new refrigerated components, such as the cabinet and all parts, to be free from defects in materials or workmanship up to a period of two (2) years. For full warranty download the Spec Sheet for this product.



5-YEAR COMPRESSOR WARRANTY

In addition to the two (2) year warranty, Atosa warrants its sealed compressor to be free from defects in both material and workmanship under normal and proper use and maintenance service for a period of three (3) additional years from the date of original installation.



All products covered by Smart Kitchen Service Warranty Program

Quality products backed by leading Nationwide Warranty Service

1 YEAR PARTS AND LABOR WARRANTY

Atosa Catering Equipment warrants its equipment against defects in materials and workmanship. Atosa Catering Equipment is warranted for one year, effective from the date of purchase by the original owner. For full warranty download the Spec Sheet for this product.



2 YEAR PARTS AND LABOR WARRANTY

Atosa warrants all new refrigerated components, such as the cabinet and all parts, to be free from defects in materials or workmanship up to a period of two (2) years. For full warranty download the Spec Sheet for this product.



5-YEAR COMPRESSOR WARRANTY

In addition to the two (2) year warranty, Atosa warrants its sealed compressor to be free from defects in both material and workmanship under normal and proper use and maintenance service for a period of three (3) additional years from the date of original installation.

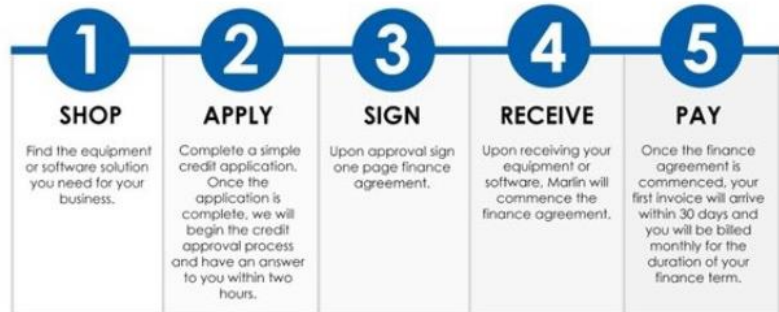


**Easy access to our Cash & Carry Showroom and Warehouse from Interstates 80 & 55
Visit us today!**

5 EASY STEPS

TimePayment
Financing Available >

APPLY TODAY



**KEEP YOUR CASH AND
FINANCE THE EQUIPMENT YOU
NEED NOW!**

Credit Decisions in 2 Minutes for Transactions Less Than \$10,000

Credit Guidelines

- Application Only
- Established Businesses and Start-ups accepted
- Commercial Transactions >\$500 accepted in all industries

Approval Conditions

- Approvals with a Guarantor valid for 30 days
- Business Alone Approvals valid for 45 days
- Ach Required for Transactions >10k
- Standard Purchase Option= 3 Monthly Payments
** To be paid in one lump sum or in monthly installments*

Documentation Fee

- Standard Service- \$0
- TimePayment Creates Documents- \$0

Lease Package Requirements

- Signed TPC Lease to Own Lease Agreement
- Invoice
- Payable at Signing Check made payable to TPC

Program Restrictions

- No Titled Vehicles
- Computers 36 month max
- Used Copiers 36 month max and Service Agreement required
- Start-up Restaurants (<2yrs) 36 month max

State Requirements

- Upfront Sales tax is required in ME,NJ, IL
- Special Lease documentation required in KS and VT



Follow us on



We reserve the right to modify these lease factors based on market conditions.



We carry many items with reliable service for restaurants, churches, clubs, bars, government, or the home. We also offer local delivery with no minimum order!

Paper Goods

Janitorial Supply

Bar Supply

Dining Furniture

China—Silverware—Glassware

Commercial Kitchen Equipment

Equipment Finance Programs

Design and Layout Service

Set-In-Place Equipment Delivery

We are committed to providing you with the highest level of customer satisfaction possible. Orders can be placed via phone, fax, or email. Call us anytime at (815) 725-1226 to setup an appointment so that we can learn how to best suit your needs!

Easy access to our Showroom and
Warehouse from Interstate 80 & 55

48 Meadow Ave. #2

Rockdale, IL 60436

Phone : (815) 725-1226

Fax : (815) 725-1228

www.absolutesupplyinc.net



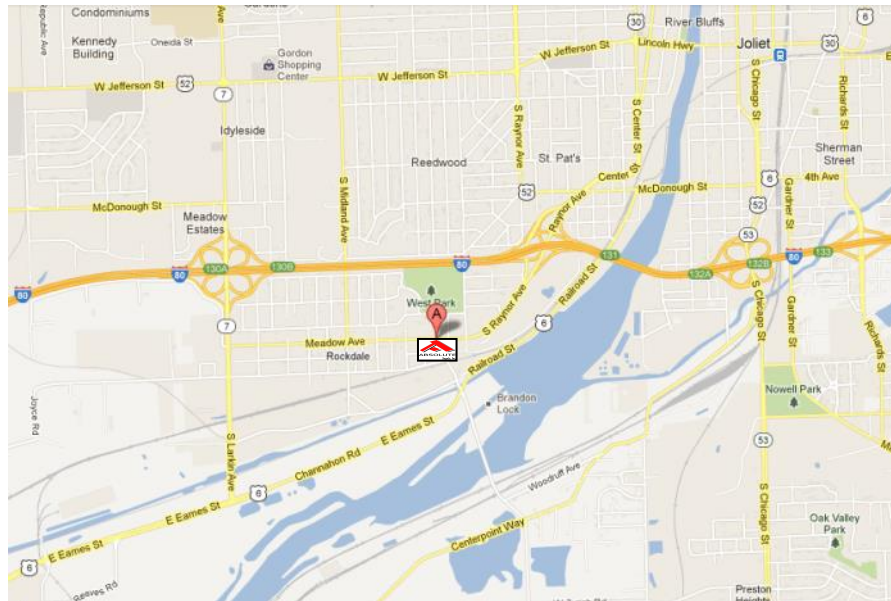


48 Meadow Ave. #2, Rockdale, IL 60436

Phone : (815) 725-1226 Fax : (815) 725-1228

Our company goal is to provide to you :

- Prompt, courteous customer service
- Reliable order fulfillment and delivery
 - High quality, tested products
 - Low competitive pricing
- Added value through local community involvement



Atosa

We make the kitchen better!

A·to·sa

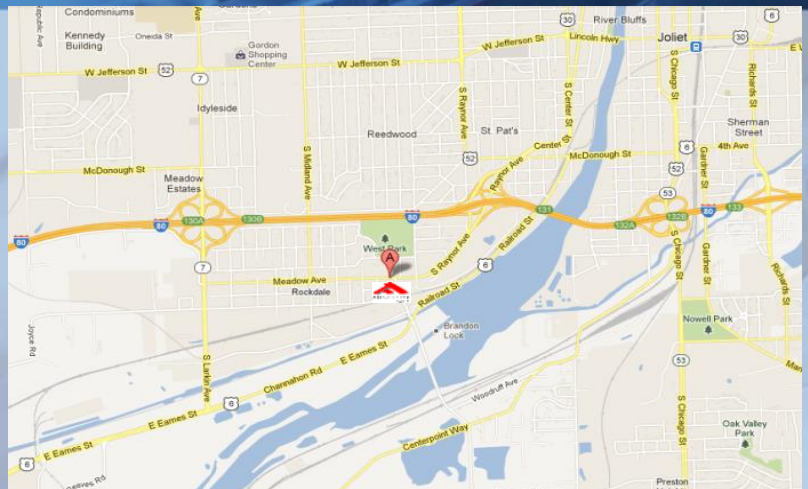
Atosa is a name commonly found in countries who speak Farsi, meaning beautiful body. And just like our name, Our Refrigeration, Gas equipment and Smallwares are a perfect blend of eye-pleasing aesthetics with functionality and style. It will make your kitchen stand out above the rest. Our mission at Atosa is to help you visualize, create and maintain a beautiful yet efficient commercial kitchen.



48 Meadow Ave. #2, Rockdale, IL 60436

Phone : (815) 725-1226 Fax : (815) 725-1228

**Your Leading Source for
Restaurant & Hospitality Products**



Absolute Supply Inc. is not responsible for typographical and/or printing errors. All such errors are subject to correction.